

Corinthian Sailing Club Sunday Racing Program Sailing Instructions

Revised April 1, 2020

- 1. RULES** The Sunday Racing Program will be governed by the rules as defined in *The Racing Rules of Sailing* (RRS).
- 2. ENTRIES** Skippers of boats regularly engaging in the Sunday Racing Program shall be members in good standing of the Corinthian Sailing Club (CSC) or White Rock Boat Club (WRBC). Guests of members and members of recognized yacht clubs are welcome to participate on singular occasions.
- 3. CHANGES TO SAILING INSTRUCTIONS** Any changes to these sailing instructions will be posted on the bulletin board in the CSC clubhouse prior to 1230 hours on the day of the applicable races and signaled by displaying the "L" flag on the CSC flagpole with one (1) sound signal. Such notices shall be signed by the Executive Race Committee Member (ERC) of that day.
- 4. SIGNALS MADE ASHORE** Signals made ashore will be displayed from the flagpole located at the CSC clubhouse. If a postponement is signaled ashore, the warning signal will be made not less than 30 minutes after flag AP is lowered. This changes Race Signals AP.
- 5. SCHEDULE** Two races are scheduled to be held on Sundays. The first race warning signal is at 1330 hours. The second race will be as announced by the Race Committee (RC). Code Flag B displayed with no sound signal on the Signal boat prior to leaving the dock and while on the way to the race course means the RC intends to run the second race immediately after the first race. Code Flag B when displayed with no sound signal on the Signal boat at the finish means the RC will run the second race as soon as possible after all boats have finished the first race.

Fleets and other designated groups will serve as RC per the calendar published at www.cscsailing.org. Provided the RC Guidelines are met, a fleet may also race on their duty day.

- 6. CLASS FLAGS** The class flags shall be numeric pennants 1 through 4 and will correspond to the starting order as stated on the course board per SI 7.
- 7. THE COURSES** The diagrams in Attachment A show the courses, including the order in which marks are to be passed and the side on which each mark is to be left.

No later than the first warning signal, the starting order and courses will be displayed on the course board on the signal boat. Courses will be listed below the start number and fleet code(s) using course designators followed by course modifiers, if applicable, as shown in Attachment B.

8. **MARKS** Marks will be movable orange spheres. An offset mark will be set at the windward mark for W courses. The offset mark will be a white mark and shall be placed at a right angle to the weather leg and approximately 100 ft to port from the weather mark.
9. **THE START** Races will be started using RRS Rule 26. The starting signal for one class will be coincident with the warning signal for the next (*i.e.* rolling starts). The Preparatory Signal shall be made with either of the P, Z, Z/I, or I flags. Neither the U or Black Flag will be used. This changes RRS 30.3 and 30.4. The normal starting order is as follows, unless modified by the RC per instructions below:

Start 1 - Corinthian ©
Start 2 - Flying Scot (FS)
Start 3 - Snipe (S), Handicap (H)
Start 4 - Laser (L)

The starting order may be changed by displaying code Flag "L" with one (1) sound prior to the first warning signal.

The starting line will be between a staff displaying an orange flag on the signal boat and a nearby mark of the course.

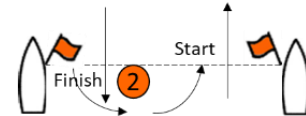
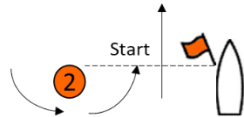
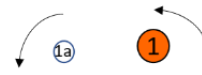
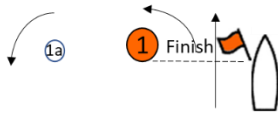
Boats whose warning signal has not been made shall avoid the starting line area during the starting sequence for other races.

Individual Recalls will be per RRS 29.1. In addition, the race committee shall hail the sail numbers of the OCS boats. Failure to hear the hail shall not be grounds for redress.

10. **CHANGE TO THE NEXT LEG OF THE COURSE** In the case of a course change, the RC will lay a new mark with a black band and remove the original mark as soon as practicable. In a subsequent change, the new mark will be replaced by the original mark. If the windward mark is changed on a W course, a new offset mark may not be set.
11. **THE FINISH** The finishing line shall be between a staff displaying an orange flag on a race committee boat and a nearby mark of the course.
12. **PENALTIES** The alternative penalties of RRS Appendices V1 and V2 will apply.
13. **TIME LIMIT** The time limit for each race will be 90 minutes for the first boat to sail the course.
14. **PROTESTS AND REQUESTS FOR REDRESS** Protests and requests for redress shall be delivered to the RC within 30 minutes after the RC finish boat docks after the last race of the day and makes one long sound. Hearings will be held as soon as possible after the last race in the CSC clubhouse.

- 15. SCORING** Finishes will be recorded by class and will be made available to fleet representatives. It shall be left to the fleets to designate which races constitute a series and scoring point systems to be used. This changes RRS Appendix A, Scoring. However, the results as recorded by the RC and/or protest committee action shall not be altered by the fleets. RC shall be under no obligation to identify the difference between boats bearing identical sail numbers or boats bearing no sail numbers.
- 16. DISCLAIMER OF LIABILITY** Competitors participate in the Sunday Race Program entirely at their own risk. See RRS 4, Decision to Race. The organizing authority will not accept any liability for material damage or personal injury or death sustained in conjunction with or prior to, during, or after the Sunday Race Program.

Attachment A: Course Diagrams

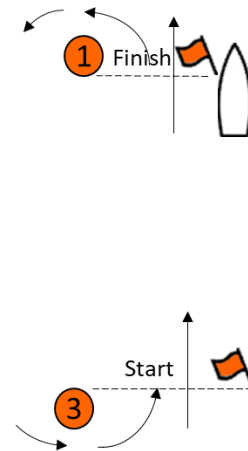
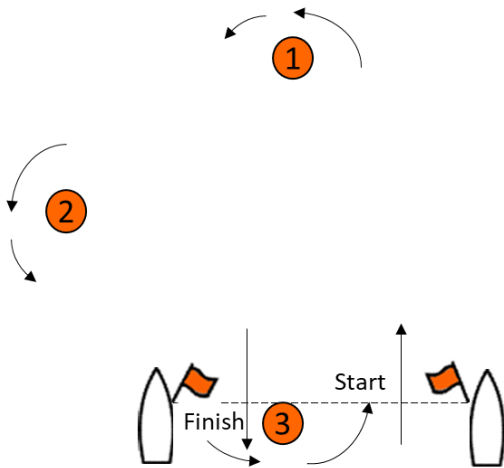


W (Odd # of legs with upwind finish)

W (Even # of legs with downwind finish)

W1	Start – Finish
W3	Start – 1- 1a – 2 - Finish
W5	Start – 1- 1a – 2 – 1 – 1a – 2 – Finish

W2	Start -1 – 1a - Finish
W4	Start – 1- 1a – 2 – 1 – 1a - Finish
W6	Start – 1- 1a – 2 – 1 – 1a – 2 – 1 – 1a - Finish



G (Gold Cup)

T/O (Triangle and Olympic)

G	Start – 1 – 2 – 3 -1 -Finish
---	------------------------------

T1	Start -1 – 2 - 3 - Finish
T2	Start – 1 – 2 – 3 – 1 – 2 – 3 - Finish
O	Start – 1 - 2 – 3 – 1 – 3 – Finish

Attachment B: Sample Course Board

Start/Class Flag	1	2	3		4
Class	C	FS	S	H	L
Course	O	T	W	W	W
Course Modifier		2	5	3	5